



ANNUAL REPORT 2018

UNIVERSAL NETWORK FOR KNOWLEDGE & EMPOWERMENT AGENCY (UNKEA)



PROGRAM DEPARTMENT

UNKEA

ANNUAL REPORT 2018

MESSAGE FROM THE EXECUTIVE DIRECTOR



The Protracted conflict in South Sudan has caused erosion of physical and social infrastructure, death and displacement of over 4.3 million people within and outside the Country. Internally displaced persons constitute 1.76 million. Unfortunately, many other challenges from spontaneous armed clashes between different forces, floods, and cattle raids have continued despite renewed calls and hope for peace in South Sudan. This has posed significant humanitarian crisis as livelihoods deteriorate while the affected persons-in-need have limited or no access to life-saving resources.

UNKEA with support of her international donor partners and the United Nations worked tirelessly to provide immediate relief and build local resilience capacities in targeted locations. In 2018, UNKEA was faced with a delicate balance of addressing humanitarian and regular programming needs. A good proportion of resources were channeled to deliver humanitarian assistance. The unrestricted and unconditional cash transfer programming provided life-saving assistance to the most vulnerable households as it helped beneficiary households purchase food, medical care, and basic items. In coping with the need to revitalize productivity & trade, UNKEA provided seeds, tools, fishing kits, training and market support to more than 17907 targeted persons. Health and nutrition was a key priority in 2018. More than 270,000 individuals received curative health assistance, preventive health services, and participated in health education and several health surveillance activities. This could only be complete with a matching nutrition intervention. A robust team of nutrition personnel delivered different packages of nutrition assistance to 109866 children and caregivers.

All these achievements could not be possible without the generous financial, technical, and logistical support of partners. UNKEA is grateful to The Carter Centre, DCA, DANIDA, Diakonie, GOAL, DFID, SSHF, UNICEF, World Bank, WHO, World Vision, Bill & Melinda Gates Foundation, USAID and UNDP. Each of our partners played a key role in contributing technical expertise to UNKEA staff, providing supplies for health and nutrition facilities, inputs through in-kind assistance, and funds towards required intervention costs.

This report therefore presents an account of what has been achieved in 2018. It presents a summary of what UNKEA was able to accomplish in different sectors and endeavors. Given where we are, we are optimistic of achieving even more in 2019.

Yours Sincerely,

A handwritten signature in black ink, appearing to read 'Simon', written over a light blue horizontal line.

Dr. Simon Bhan Chuol

Executive Director

UNKEA

Table of Contents

HEALTH INTERVENTIONS.....	3
SIA Campaigns	3
Guinea Worm Eradication Program	4
Acute Flaccid Paralysis Surveillance	5
Curative Health Care and Prevention.....	6
NUTRITION INTERVENTIONS	8
Nutrition Assistance to IDPs and Host Communities	8
FOOD SECURITY AND LIVELIHOOD INTERVENTIONS.....	13
Integrated FSL proگرامing.....	13



FSL interventions on fish promotes best practises including use of appropriate fish net sizes & post-harvest handling. This picture features outcomes of technical assistance delivered in Ulang, Upper Nile State in 2018

HEALTH INTERVENTIONS

Between January and December 2018, UNKEA supported 24 health facilities, four mobile health units, three county SIA (Supplementary immunization Activities) campaigns, and disease surveillance in 10 counties that include Ulang, Nasir/Luakpiny, Longechuk, Maiwut, Pochalla, Akobo, Piggi, Fangak, Urur, and Nyirol. Through 6 projects, UNKEA health teams reached out to 243,300 beneficiaries with services ranging from medical consultations & treatment, vaccinations, maternal health, and disease surveillance (guinea worm and acute flaccid paralysis), among others.

Health services provided	# Ben. Reached
OPD consultations	131897
Children under5 with SAM+MC treated in SC	251
Deliveries attended by skilled birth attendant (facility or home)	803
People reached by health education /promotion	111834
Children 6 months to 15 years receiving measles vaccination in emergency, outbreak or returnee situation	6269
Health workers trained on infection prevention and control (Wash in health facilities)	52
Staff trained on disease surveillance and outbreak response	43
SIA Campaigns	64562
AFP Surveillance	5104
Guinea worm eradication program	41737

Snap shot of different health interventions conducted in 2018:

SIA Campaigns

Measles Follow up Campaign, Meningitis Preventive Vaccination Campaign, Polio NID Campaign and Accelerated Routine Immunization outreach sessions in Eastern Counties of Upper Nile State Hub with funding support from WHO.

Summary of results

County	MenAfriVac	Measles	Oral Polio Vaccine (OPV)	MNTE (TT)
Target	<i>1 to 29 years (70% of T/Pop.)</i>	<i>6 to 59months (19% of T/Pop.)</i>	<i>6 to 59months (20% of T/Pop.)</i>	<i>15 to 49years (25% of T/Pop.)</i>
Ulang	24,603	10,540	13,051	11,723
Longechuk	7,783	3,271	3,980	2,951
Nasir	32,176	11,831	20,609	16,075

Guinea Worm Eradication Program

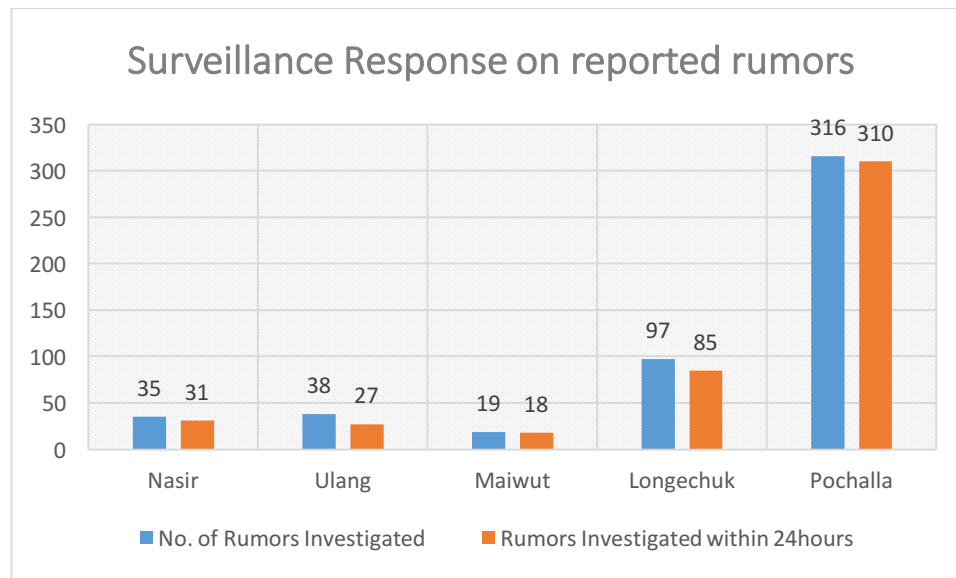
Guinea worm Eradication program supported by The Carter Centre in 5 border counties of Pochalla, Ulang, Nasir, Longechuk and Maiwut.

Summary of results

Functional surveillance infrastructure comprised of 121 reporting units, 350 villages volunteer's/area supervisors, 280 Boma health workers, a 24-hour investigation timeline for rumors, and cross border coordination between Ethiopia and South Sudan.

Guinea worm case surveillance

<i>No. of Rumors</i>	505
<i>No. of Rumors Investigated</i>	505
<i>Rumors Investigated within 24hours</i>	471
<i>Suspects</i>	95



All data extracted from M&E records for last 6 months (July – December 2018)

At the onset of the year, it was clear there is limited knowledge and community awareness on guinea worm. To address this, UNKEA rolled out awareness campaign, integrated cash reward modalities in its activities, and trained key stakeholders in the targeted counties. A total of 29 Payam surveillance officers, 350 Village Volunteers/Areas Supervisors, and 280 Boma Health Teams/Health Worker received training in their respective localities.

Summary of cash reward and awareness activities:

Individual Activity				Group Activity								
(HH Visit)		Comm. Events		Video Shows		Audio Show		Integrated CRA Activities		Poster Activities		
Counties	Total # of HHs Visited	# of residents reached	Total # of comm. event. Activity	Total # of residents reached	Total # of video shows	Total no # residents reached	Total # of Audio activities	Total no # residents reached	Total no # Integrated CR Awareness Activities	Total # of residents reached	Total # of poster Activities	Total # of residents reached
Nasir	1560	10531	61	3884	6	180	50	1715	276	7034	247	6269
Pochalla	5269	23843	534	16671	0	0	73	1868	662	15073	859	23551
Maiwut	875	2650	530	1569	1	1	1	0	0	1	29	1163
Longechuk	981	3650	109	1941	0	0	0	0	60	524	185	2439
Ulang	3975	33173	28	3900	7	6102	1	12	32	7113	324	8315
Grand Total	12660	70197	1262	27965	14	6283	125	3595	1030	29745	1644	41737

Acute Flaccid Paralysis Surveillance

Community based surveillance (CBS) of acute flaccid paralysis (AFP) funded by Bill and Melinda Gates Foundation (BMGF) through Core Group/World Vision. UNKEA commenced AFP surveillance in 2015 and has since continued through 2018. Ten counties have been covered with a robust surveillance infrastructure that works jointly with WHO and national public health laboratory in Juba. Through this project, UNKEA also benefits from the experienced team of McKing Consultants who provide technical support to the implementing team.

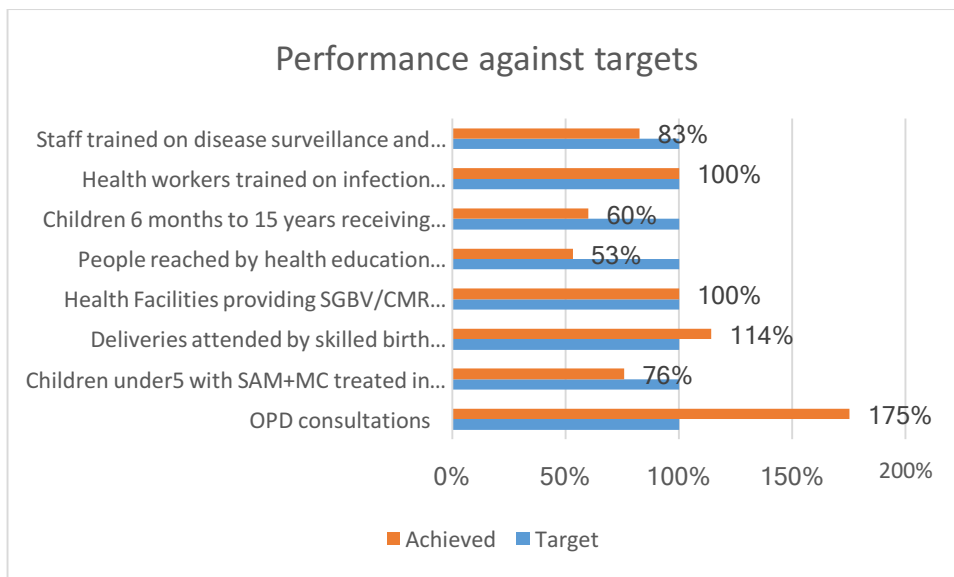
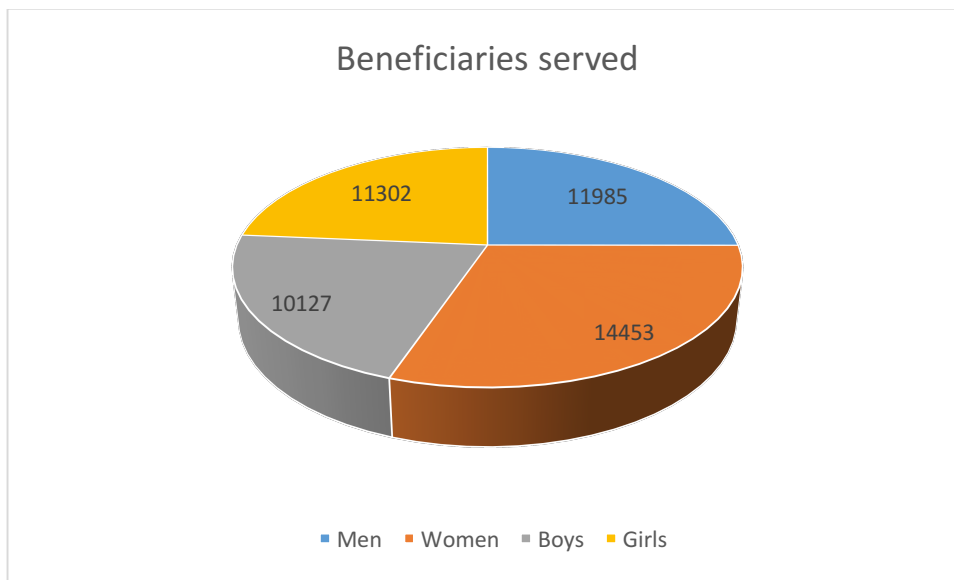
Summary of results

- ✚ Total of 140 suspect cases reported. 71/140 validated as true AFP cases by WHO/CBS technical team.
- ✚ Active surveillance network of 990 key informants, 66 payam assistants, 10 county supervisors.
- ✚ Community engagements through 1061 meetings with 41,234 local leaders and women groups reached in 10 counties of Ulang, Nasir/Luakpiny, Longechuk, Maiwut, Pochalla, Akobo, Piggi, Fangak, Uror, and Nyirol.
- ✚ Monthly county-level stakeholder gatherings from 372 meetings cumulatively held throughout the year drew 7936 participants to improve coordination, supervision, and response time.

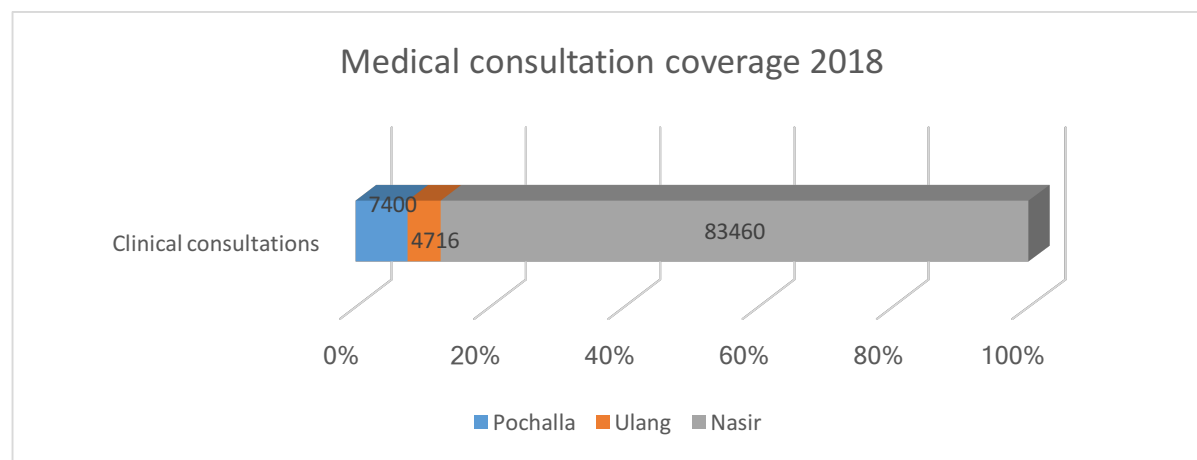
Curative Health Care and Prevention

Nasir County, Upper Nile State is one county that faced humanitarian crises that emerged from armed clashes between government and opposition forces in February 2018; influx of displaced persons from neighboring Akobo County; and strong floods that destroyed lots of household & communal properties. The resulting deterioration of livelihoods prompted two health interventions funded by South Sudan Humanitarian Fund. Through SSHF funds, UNKEA reached 47867 (25,755 women & girls) beneficiaries with medical treatment, vaccinations at facility and mobile sites, health education, among other health interventions.

Interventions included support to two primary health care centres: Mandeng and Jikmir. Others included 6 primary health care units, and four mobile health teams that delivered services in hard to reach locations underserved by existing health facilities.



Through World Bank funded Rapid Results Health Project (RRHP), UNKEA supported 21 health facilities in 3 counties of Pochalla (Jonglei State), Ulang and Nasir (Upper Nile State). Both medical supplies and direct funding were provided through IMA (January to June 2018) and UNICEF (July to December 2018). Out of 21 facilities, 13 are situated in Nasir, 4 in Pochalla, and 3 in Ulang County. Consequently 95576 beneficiaries received medical assistance. Out of these women & children constituted 74% of beneficiaries (70756) in all the three counties.

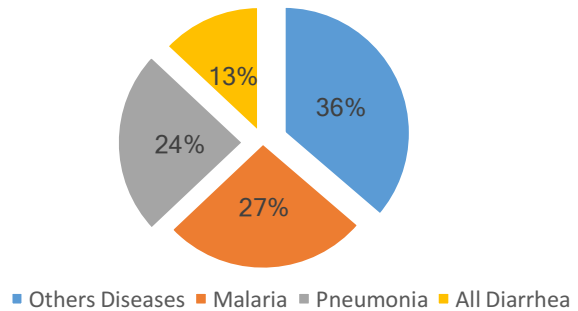


Summary of other achievements on selected indicators:

Descriptions	Pochalla	Ulang	Nasir	Total
Clinical consultations to U5	2828	2008	34632	39468
Clinical consultations to women Female	4256	2608	27136	34000
ANC Visits	156	108	2060	2324
Acute Resp. Infections (ARI)	220	912	15244	16376
ARI U5	156	416	7252	7824
ARI Female	116	512	8152	8780
Mal. Children screened with danger signs	24	16	44	84
Diarrhea	224	436	7832	8492
Diarrhea U5	188	188	4176	4552
Diarrhea Female	116	236	4204	4556
Malaria	1788	1316	24764	27868
Malaria U5	740	536	9280	10556
Malaria Female	1060	728	13460	15248
Skilled Deliveries	72	16	372	460

Malaria continues to be the most single factor cause of illnesses throughout UNKEA project sites. This is consistently followed by acute respiratory infections. In the rainy seasons, diarrhea takes a toll on the population. This is attributed to open defecation and poor waste disposal. Other challenges pronounced is the poor health seeking behavior – especially for the case of pregnant women. The project team however acknowledges the immense difficulties of movement in these communities, a challenge that frustrates even able-bodied persons especially in the rainy season. This partly explains the low skilled deliveries despite a relatively higher number of ANC visits.

Cause of illnesses



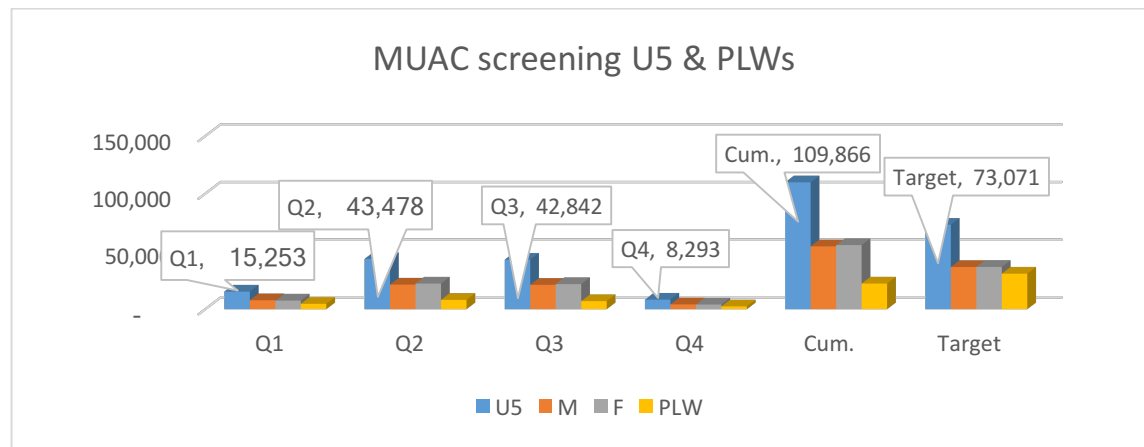
To address some of the above shortfalls, UNKEA provided different training sessions to health workers during the year. This included BeMONC, ICCM, EPR, CMR, and on effective vaccine management. It is imperative that, moving forward (2019) more focus should include capacity building for facility staff (from PHCU to Hospital) in order to improve quality of health care services in targeted counties.

NUTRITION INTERVENTIONS

Nutrition Assistance to IDPs and Host Communities

UNKEA through assistance from UNICEF reached out to more than 100,000 beneficiaries in the two counties with different forms of nutrition assistance. Below is a catalogue of actions and results achieved in 2018.

Number of boys and girls (under five years) and PLW screened



Under 5 SAM children treated in OTP & SC

County	Q1	Q2	Q3	Q4	Total
Nasir OTP	44	324	161	145	674
Nasir SC	26	48	11	16	101
Ulang OTP	503	1,144	595	916	3,158

UNKEA SAM services based on SPHERE

	ULANG COUNTY					NASIR COUNTY					SPHERE STANDARDS
	Q1	Q2	Q3	Q4	Ave	Q1	Q2	Q3	Q4	Ave	
Cure	95%	91%	91%	87%	91%	78%	77%	68%	84%	77%	(SPHERE min. standards >75%) = CURE
Death	1%	0%	0%	0%	0%	3%	0%	1%	0%	1%	(SPHERE min. standards <10%) = DEATH
Defaulter	3%	8%	8%	12%	8%	11%	15%	28%	15%	17%	(SPHERE min. standards <15%) = DEFAULT
Non-cure	1%	1%	1%	1%	1%	8%	8%	3%	1%	5%	(SPHERE min. standards <10%) = NON-CURE

Lactating women and caretakers of children < 6 months attending individual counselling sessions					
County	Q1	Q2	Q3	Q4	Total
Nasir	501	645	192	235	1,573
Ulang	2,303	779	2,310	418	5,810

PLWs and caretakers of children 0 - 23 months reached with key MIYCN messages					
County	Q1	Q2	Q3	Q4	Total
Nasir	3793	1854	586	306	6,539
Ulang	1,057	2765	6,671	440	10,933

Number of Lactating women and caretakers of children 6 - 24 months who attended individual counselling

County	Q1	Q2	Q3	Q4	Total
Nasir	832	654	223	225	1,934
Ulang	681	874	2,492	525	4,572
Total	1,513	1,528	2,715	750	6,506

Number of MIYCN groups (including mother support groups) that were operational and functional during the year

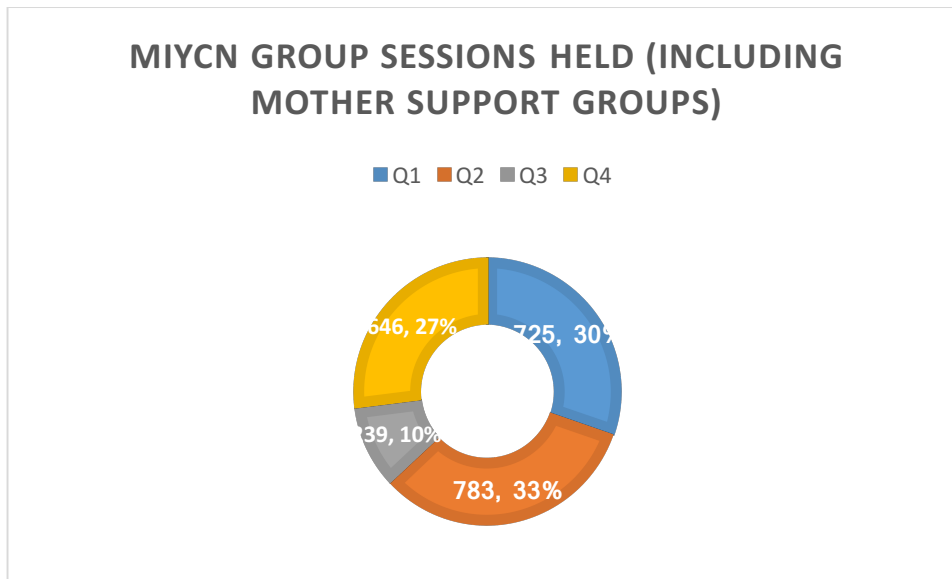
Nasir:

- 42 MIYCN groups were functional

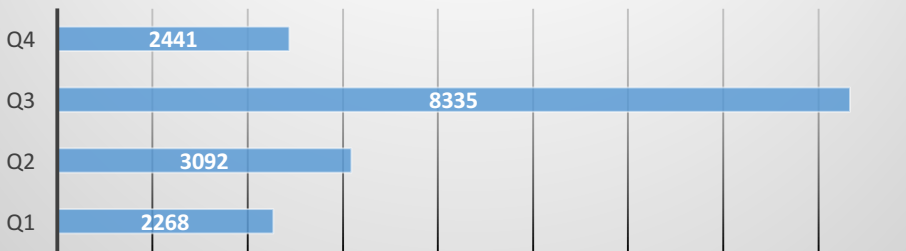
Ulang:

- 42 MIYCN groups were functional
- Each OTP site had 3 MIYCN groups that were functional every month throughout the year.

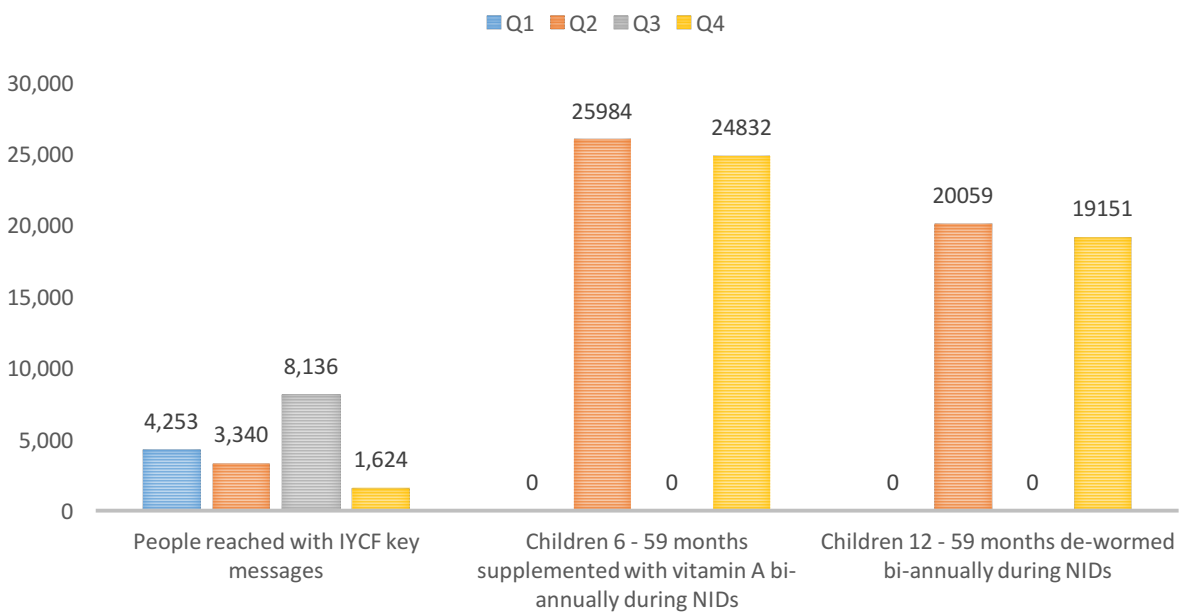
MICYN & World Breast Feeding Week



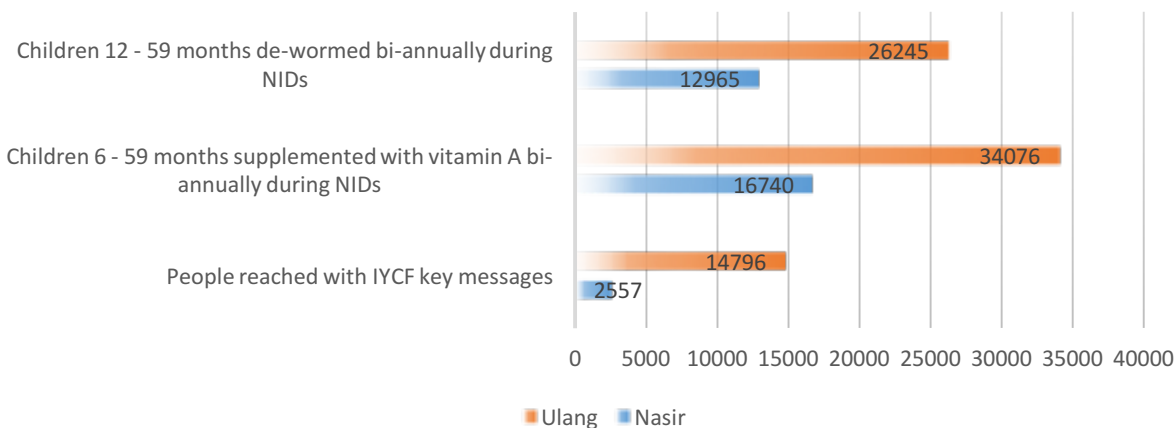
Participants that participated in the MIYCN group counselling sessions (including mother support groups – Male and Female)



IYCF-VIT.A & BI ANNUAL DEWORMING TARGET OUTREACH



COUNTY LEVEL ACHIEVEMENTS



CMAM refresher training of nutrition field workers

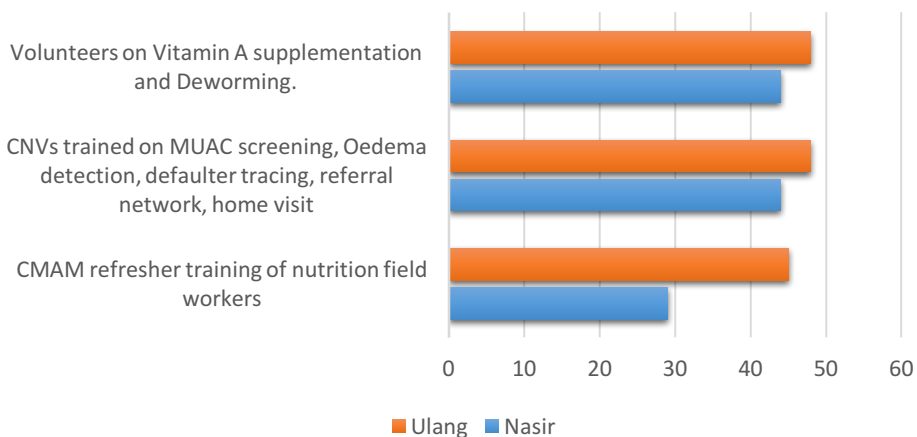
Nasir:

- 29 participants (24 males; 5 females)

Ulang:

- 45 participants (44 males; 1 females)

Capacity Building



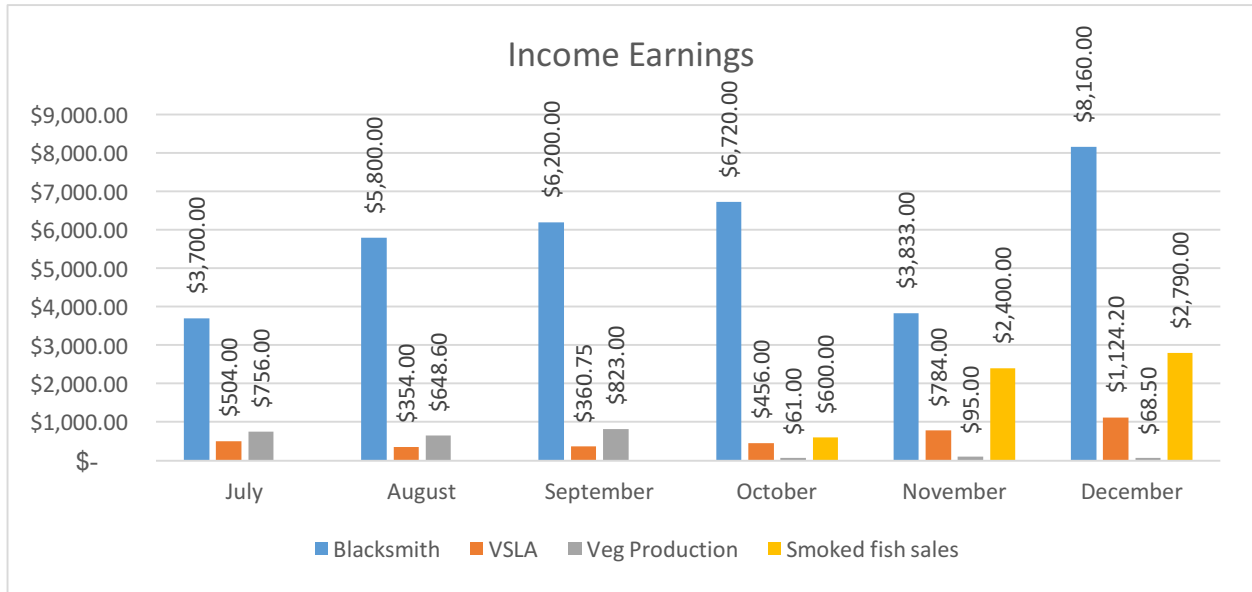
FOOD SECURITY AND LIVELIHOOD INTERVENTIONS

Integrated FSL programing

In 2018 UNKEA implemented 5 FSL projects in two counties of Longechuk and Ulang (Upper Nile State). The combined support reached 9831 beneficiary households with wide range of assistance from unrestricted/unconditional cash transfer to crops and vegetable cultivation. The interventions provided both immediate relief and longer term assistance to individuals, households, and local markets. Capacity building was extended to market actors while infrastructural development covered market stalls and stores.

FSL Interventions	HF	SSHF	HRUN	RECOVER	DSR
CTP	1480	0	984	0	0
Crop Seeds	100	3500		0	
Vegetable Kits	100	3500		300	2867
VSLA Groups	4			3	
Fishing kits	1000	2000	500	1000	2867
Training: Business Skills & Mgt	60		60		
Markets	2		2		
Tools	100	3500			2867
Training: Improved fishing practices	120		120		
Training: VSLA	120			90	
Training: Crop Production		328			150
Youth Groups supported with start up grants					
Comm. Awareness on post harvest handling				4788	
Training: Integrated Pest Management				150	
County 1	Longechuk	Longechuk	Longechuk	Ulang	Longechuk
County 2	Ulang		Ulang		

UNKEA piloted several income generating activities in Ulang. Below is a summary account (USD value) in the performance of different activities with different groups:



Management of onion gardens in one of UNKEA's 16 demo farms used for capacity building of small scale farmers



VSLA supported groups conduct one of their savings meetings

Some of the Partners who supported UNKEA through 2018



South Sudan
Humanitarian
Fund



THE
CARTER CENTER



Diakonie
Katastrophenhilfe

unicef  | for every child



Department
for International
Development



Food and Agriculture Organization
of the United Nations